



**RESPONSIBLE
HORSE OWNER BOOKLET**

GETTING THE RIGHT NUTRITION



INTRODUCTION



A balanced diet is crucial in helping to ensure a fit and healthy horse. Horses have evolved as trickle feeders, designed to be chewing or occupied by feed for a large portion of their day.

Their digestive systems are primarily designed to digest fibre and, therefore, forage (hay/haylage/grass) should represent the majority of their diet. As we expect much more of the domesticated horse in terms of workload, and often the forage provided is limited or of less than ideal quality, a forage only diet is unlikely to provide all the nutrients a horse needs.

Although it can often be more obvious whether or not calorie/energy requirements are being met, whether vitamin and mineral requirements are being met is often less obvious. In their domesticated situation, forage may not

be able to meet a horse's nutritional needs on its own so hard/compound feeds (mixes, cubes, balancers etc) need to be fed to complement the forage.

This guide is part of a series covering a range of different topics to help you keep your horses healthy.

For more information and to gain access to the rest of the series, please visit our website:

www.healthyhorses.co.uk



BASIC FEEDING DO'S AND DON'TS

- **Feed little and often** – due to the design of the horse's digestive system (designed to trickle feed rather than eat large meals), the stomach only represents around 10% of his digestive capacity. As a result, meal sizes need to be small – for a 500kg horse we would recommend that meal sizes don't exceed 1.8kg (dry weight)
- **Try and promote a good routine** – horses thrive on routine and therefore promoting this through feeding and management can help to reduce stress
- **Feed plenty of fibre** – as a trickle feeder, providing ample fibre helps to satisfy the horse's psychological need to chew and in doing so also helps to keep the digestive system healthy
- **Provide clean fresh water**
- **Avoid making sudden diet or management changes** – doing either will present a significant challenge to the digestive system causing the microbial population to be disrupted, which can lead to colic or diarrhoea
- Feed each horse as an individual, taking into account workload, age, nutritional status, reproductive status etc.
- Supplement the forage with an appropriate concentrate source, fed at manufacturer's recommended levels, to ensure that the diet is fully balanced and the horse is not missing out on essential nutrients.



MATCHING FEED TO WORKLOAD

As workload increases, so does the requirement for certain nutrients – in particular antioxidants and quality protein.

As such, it is important that horses are fed a feed that is appropriate for their workload as well as ensuring they are fed the full recommended amount.

If feeding the full recommended amount of your chosen feed is providing too many calories/energy then you may need to opt for one with fewer calories/energy or reduced volumes can be fed, but you will need to top up with a balancer to ensure the diet is still balanced.

Assessing how much work your horse is doing can be tricky.

The table below will help act as a guide.

Workload	Typical Activities	Feed Type
Rest/Light	Quiet hacking, light schooling 1 - 3 times per week	Low Energy
Moderate	Daily hacking 1 - 2 hours, schooling 30 – 60 mins, riding club competitions, show-jumping	Medium Energy
Hard	Hard schooling/training, endurance, eventing, racing	High Energy



MONITORING BODY CONDITION/WEIGHT

It's advisable to monitor body condition and weight regularly, where possible at least every 2 weeks.

If there are any concerns regarding weight or condition, more regular monitoring would be desirable. In an ideal situation, you would use a weighbridge to measure your horse's bodyweight, however, most people do not have regular access to this. A more manageable approach would be to use a combination of a weighttape and body condition scoring (BCS).

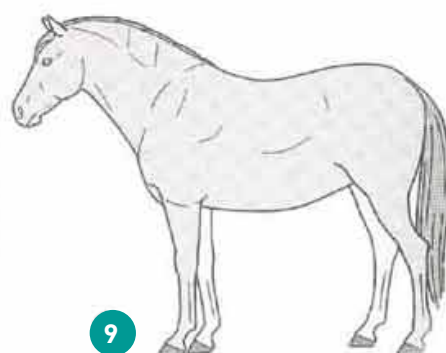
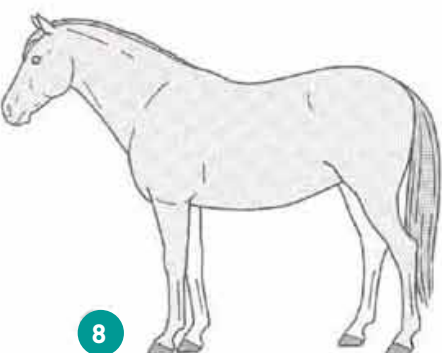
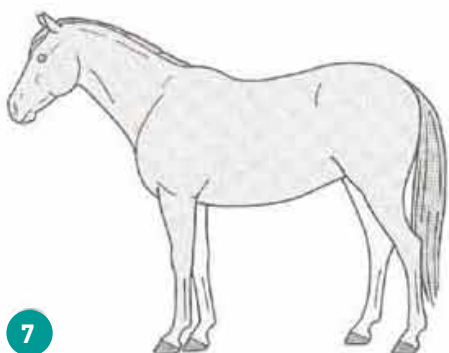
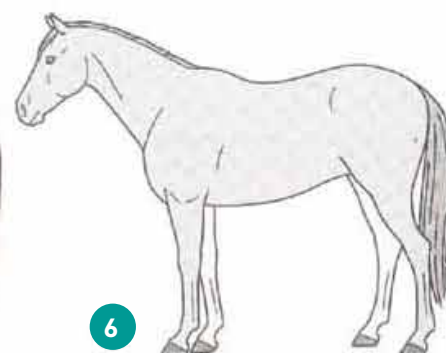
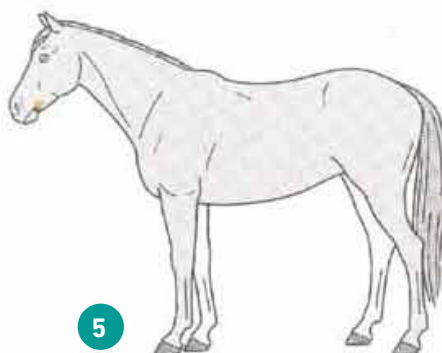
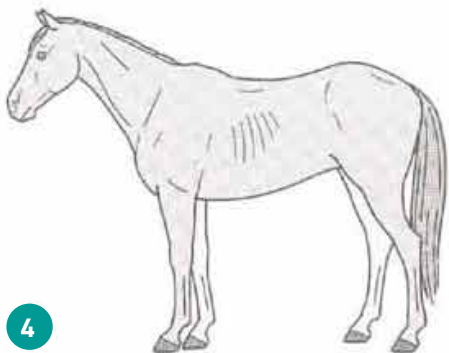
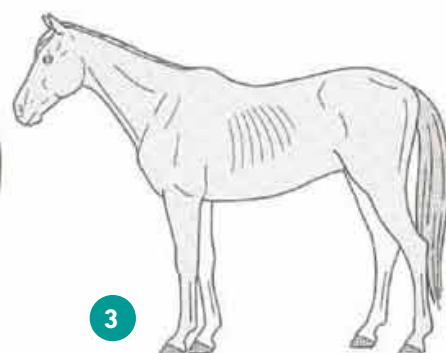
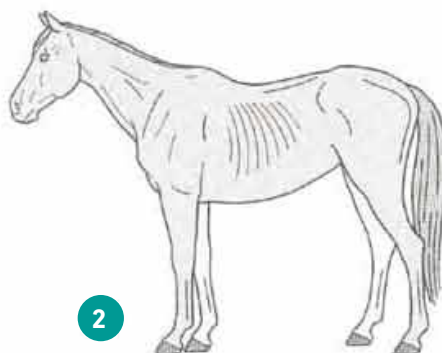
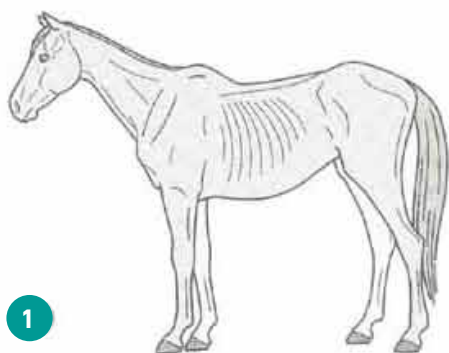
Although weighttapes are not 100% accurate for actual bodyweight, they are very good at giving you an indication of whether a horse is gaining or losing weight.

BCS is a measurement of the amount of stored fat on the horse's body and is assessed through both look and feel of the horse. This gives us an idea of how well a horse's calorie requirements are being met.

If possible, monitor body condition and bodyweight at the same time of day (in relation to the horse's routine) in order to reduce variation. In addition, having the same person monitoring each time would be best.



BODY CONDITION SCORING



Body Condition Scoring

The Body Condition Scoring system used by Baileys is based on the American 1 – 9 system (adapted from Henneke et al 1983) which gives greater flexibility and detail for the score given. This looks at the neck, ribs and rump to assess the horse's overall condition and level of body fat which provides an indication of the calorie intake of the horse in question.

As a guide, a Body Condition Score of less than 4 would indicate that the horse's minimum calorie requirements are not being met by its diet, whilst one of more than 6 would indicate that its diet is supplying more calories than the horse requires which could lead to potential problems.

1	Poor Minimum calorie requirements not met	The horse is emaciated with spine, ribs, tail head, scapula and hips prominent with little or no flesh covering them
2	Very thin Minimum calorie requirements not met	Slight covering of flesh over scapula, spine and tail head. Ribs very prominent. Hollow through quarters, tucked up appearance in front of the stifle.
3	Thin Minimum calorie requirements not met	Hips and ribs slightly covered. Some hollowness through quarters and tucked up. Top line undeveloped, angular appearance
4	Moderately thin Optimum calorie requirements not quite met	Outline of ribs discernible although covered. Scapula and hips covered. Neck reasonably well covered with some top line.
5	Moderate Optimum calorie requirements met	Ribs not easily distinguished but can be felt. Well muscled top line, shoulders and neck blend smoothly into body. Fat around tailhead feeling spongy. No hollowness through quarters.
6	Moderately fat Optimum calorie requirements slightly exceeded	May have slight crease down back. Fat over ribs feels spongy. Fat around tailhead feeling soft. Starting to deposit fat down withers and behind the shoulder.
7	Fleshy Calorie requirements exceeded	Crease down back becoming obvious. Difficult to feel ribs. Fat deposits on neck and behind shoulders becoming obvious.
8	Fat Calorie requirements exceeded	Definite crease down back and fatty "pads" around tail head and over shoulders and ribs. Apple shaped quarters!
9	Extremely fat Calorie requirements exceeded	Large fat pads along ribs, shoulder, neck and over quarters and tail head area. Obvious crease down back and apple shaped quarters.

There are many different scales used, and this is an example of the 1-9 scale used by Baileys Horse Feeds.
www.baileyshorsefeeds.co.uk/feedingexplained/conditionscoring1.htm

FEEDING TIPS FOR WEIGHT CONTROL OR LOSS

Forage

- If feeding hay/haylage, a late cut (coarser, more stalky) type is likely to be less nutritious and therefore more suitable.
- If feeding hay (particularly if it is good quality and there is no option to change) you could consider soaking it. Soaking for 14-16 hours has been shown to reduce sugars and calories (soaking time would need to be reduced in warmer weather to reduce chances of fermentation).
- To maintain fibre intake and gut health never feed less than the equivalent (dry weight) of 1.5% of the horse's bodyweight.
- If using haylage, consider that due to the moisture content of haylage, you are likely to need to feed more (up to 1.5 times, by weight) of this, in comparison to hay in order to meet minimum fibre requirements.
- Use management techniques to extend eating time of forage eg. small-holed nets or one inside another.
- If a horse is out on grazing, consider restricting this – whether this is through strip grazing, the use of grazing muzzles or providing a bare paddock with supplementary hay/haylage.

Hard Feed

- Ensure the diet is balanced – the best way to ensure this without providing excess calories is to feed a balancer or a low calorie chaff-based feed that is balanced with vitamins and minerals. Always feed at recommended levels.



FEEDING TIPS FOR WEIGHT GAIN

Forage

Ideally feed forage (hay/haylage/grass) ad lib so the horse has access to it at all times.

Remember that forage represents a large part of the horse's diet, therefore the better quality forage you can provide, the less reliance may be put on hard feed.

Earlier cut hay/haylage is typically more nutritious than later cut forage.

Hard Feed

Ensure meal sizes are kept small and, if possible, divide the daily ration over three or four feeds.

Provide a suitable conditioning feed that is designed to help with weight gain.

If you are struggling to feed more than twice a day and still need to increase calorie intake, you can consider oil or high oil products that are very calorie dense.



POTENTIAL PROBLEMS

In simple terms, not providing your horse with a balanced diet may, at best, result in your horse having insufficient energy, a dull, lack lustre coat or poor hoof condition, and at worse it could lead to more serious illness.

As the horse is designed to trickle feed on a high fibre diet, when this is not achieved and the horse is without adequate fibre for a significant period of time, the digestive system is negatively affected, which can lead to problems such as colic and gastric ulcers.

Likewise, any situation where the digestive system is overloaded with sugars and starches, that are designed to be digested in the foregut, may cause problems leading to laminitis, colic or gastric ulcers.

Any horse which has suffered from a nutrition-related problem should be fed with this in mind – if you have any specific queries, it is best to speak to your vet or nutritionist.

If you have chosen the correct feed for age, clinical condition eg. laminitis, workload and calorie/energy requirements, and are feeding the most appropriate forage source but are still having difficulties or are not sure whether you are on the right track, speaking to a nutritionist is the best option to ensure the diet is the best it can be for your horse.

This is particularly important for clinical cases as choosing the wrong feed or management method could potentially make a situation worse.



Pony's feet demonstrating the changes which occur with chronic laminitis. The hoof rings are wider at the heel than at the toe.

WHAT SHOULD I DO NOW?

Ask yourself:

1. Is my horse the right weight?
2. Is my horse on the right amount of food for his workload?
3. Is my horse on a balanced diet?

Where can I go for further information?

- Your vet
- An equine nutritionist
- Baileys Horse Feeds www.baileyshorsefeeds.co.uk
- www.healthyhorses.co.uk





MSD

Animal Health

Further information
is available from:

MSD Animal Health
Walton Manor
Walton
Milton Keynes MK7 7AJ

Tel. 01908 685 685

www.msd-animal-health.co.uk
www.healthyhorses.co.uk

Keeping Britain's Horses Healthy logo is property of MSD Animal Health.
A subsidiary of Merck & Co. Whitehouse Station, NJ, USA.